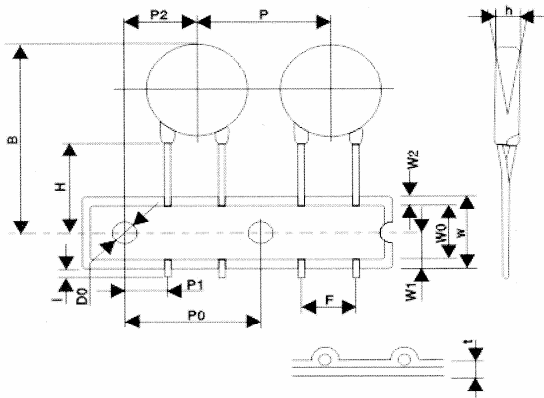
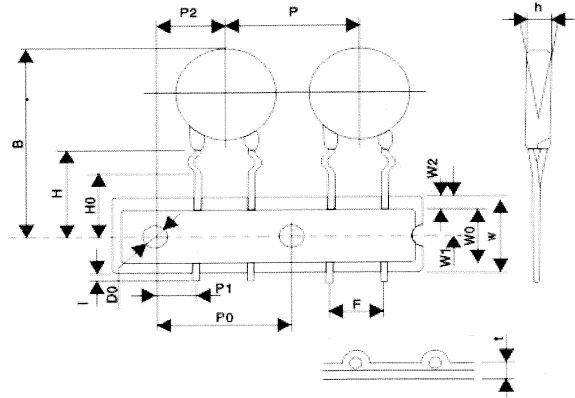


TAPING SPECIFICATION

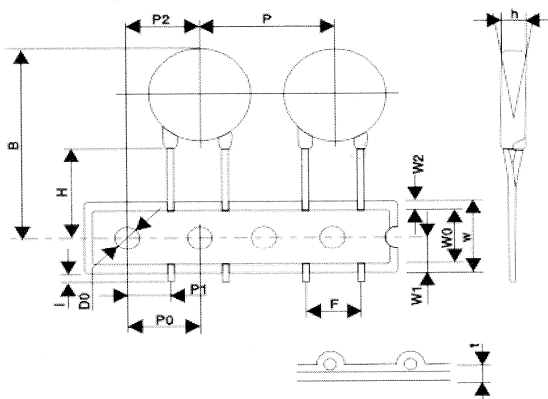
Straight Leads (05D、07D、10D(P))



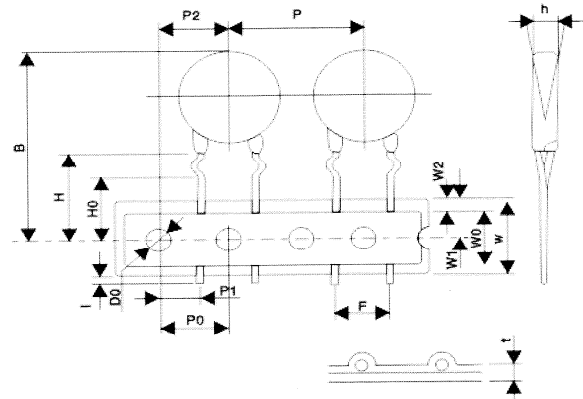
Crimped Leads (05D、07D、10D(P))



Straight Leads (10D、14D、20D)



Crimped Leads (10D、14D、20D)



Symbol	Parameter	Series					
		05D	07D	10D	10D (P)	14D	20D
P	Pitch of Component	12.7 ± 1.0	12.7 ± 1.0	12.7 ± 1.0	15.0 ± 1.0	25.4 ± 1.0	25.4 ± 1.0
P0	Feed Hole Pitch	12.7 ± 0.3	12.7 ± 0.3	12.7 ± 0.3	15.0 ± 0.3	12.7 ± 1.0	12.7 ± 1.0
P1	Feed Hole Center to Lead	3.85 ± 0.7	3.85 ± 0.7	8.95 ± 0.7	3.75 ± 0.7	8.95 ± 0.7	7.7 ± 0.7
P2	Hole Center to Component Center	6.35 ± 1.3	6.35 ± 1.3	12.7 ± 1.3	7.5 ± 1.3	12.7 ± 1.3	12.7 ± 1.3
F	Lead to Lead Distance	5.0 ± 0.8	5.0 ± 0.8	7.5 ± 0.8	7.5 ± 0.8	7.5 ± 0.8	10.0 ± 0.8
h	Component Alignment	0 ± 2	0 ± 2	0 ± 2	0 ± 2	0 ± 4	0 ± 4
W	Tape Width	18.0 ± 1.0	18.0 ± 1.0	18.0 ± 1.0	18.0 ± 1.0	18.0 ± 1.0	18.0 ± 1.0
W0	Hold Down Tape Width	12.0 ± 1.0	12.0 ± 1.0	12.0 ± 1.0	12.0 ± 1.0	12.0 ± 1.0	12.0 ± 1.0
W1	Hold Position	9.0 ± 0.5	9.0 ± 0.5	9.0 ± 0.5	9.0 ± 0.5	9.0 ± 0.5	9.0 ± 0.5
W2	Hold Down Tape Position	3.0max	3.0max	3.0max	3.0max	3.0max	3.0max
H0	Height from Tape Center to Component	16.0 ± 1.0	16.0 ± 1.0	16.0 ± 1.0	16.0 ± 1.0	16.0 ± 1.0	16.0 ± 1.0
H	Height from Tape Center to Component	20.0 ± 2.0	20.0 ± 2.0	20.0 ± 2.0	20.0 ± 2.0	20.0 ± 2.0	20.0 ± 2.0
l	Length of Clipped Lead	1.0max	1.0max	1.0max	1.0max	1.0max	1.0max
D0	Feed Hole Diameter	4.0 ± 0.2	4.0 ± 0.2	4.0 ± 0.2	4.0 ± 0.2	4.0 ± 0.2	4.0 ± 0.2
t	Total Tape Thickness	0.6 ± 0.3	0.6 ± 0.3	0.6 ± 0.3	0.6 ± 0.3	0.6 ± 0.3	0.6 ± 0.3
B	Height from Tape Center to Component	32max	32max	36max	36max	40max	45max

UNIT: mm