

How To Order

Example:

Coding:	KL	F	472	M	9	H	L
Order:	1	2	3	4	5	6	7

1 Type Code:

KL: class X1, Y2; WD: class X1, Y1.

2 Temperature Characteristic:

Code	Temp. Char.	Code	Temp. Char.	Code	Temp. Char.
C	COG	B	Y5P	E	Y5U
L	SL	X	X7R	F	Y5V

3 Nominal Capacitance:

Expressed by three-digit alphanumerics. The unit is pico-farad (pF). The first and second figures are significant digits, and the third figure expresses the number of zeros which follow the two numbers. If there is a decimal point, it is expressed by the capital letter "P". In this case, all figures are significant digits.

Code	Capacitance	Code	Capacitance	Code	Capacitance
5P1	5.1pF	10P	10pF	472	4700pF
8P0	8.0pF	101	100pF	103	10000pF

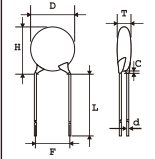
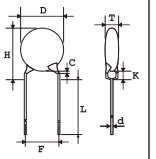
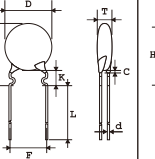
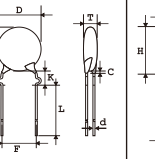
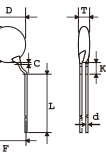
4 Capacitance Tolerance:

Code	Tolerance	Code	Tolerance	Code	Tolerance
C	$\pm 0.25\text{pF}$	J	$\pm 5\%$	M	$\pm 20\%$
D	$\pm 0.5\text{pF}$	K	$\pm 10\%$	Z	+80/-20%

5 Lead Spacing (F):

Code	Lead Spacing (F)	Code	Lead Spacing (F)
5	$5.0 \pm 0.8\text{mm}$	7	$7.5 \pm 1.0\text{mm}$
6	$6.5 \pm 0.8\text{mm}$	9	$10.0 \pm 1.0\text{mm}$

6 Lead Style:

Code	H	Y	X	W	Z
Lead Style					

7 Lead Length (L) or Package Style:

L: long lead; S: short lead; T: taping package.